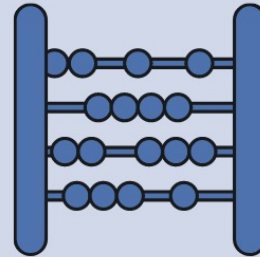


SOCKS WITH A MISSION: SOCK DRIVE CHECKLIST

If you have made it to this checklist... congratulations on completing your sock drive!
Let us help answer your question, "so now what?"

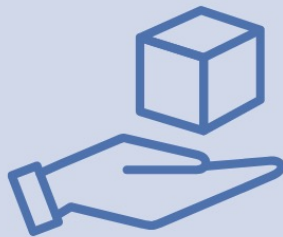
1 COUNT AND SEPARATE

Now that your drive is complete, you can count all the collected socks. Please place them into separate bags by men's and women's sizes. Then, label the bags by number and kind of socks in each bag. (e.g., "120 pairs of men's socks")




2 DISTRIBUTION

Please contact Amy Wetterau at Socks with a Mission for pick up or drop-off of your labeled bags filled with donated socks. It's that simple, and we will take care of the rest! All your wonderful donations will be distributed to the homeless and homeless shelters right here in our amazing city of Pittsburgh.



3 CONGRATULATIONS!

With your kind heart and good intentions, you have made a huge difference to so many people. Take a moment to pat yourself on the back and acknowledge how much your efforts are appreciated.



4 CONTACT US

We would love to shake your hand and give you a Certificate of Appreciation - and maybe even some Socks with a Mission swag. We are eager to hear your stories and see pictures from your drive! Let's all celebrate your success and hard work.



Please contact Amy at 412-508-2449 or email at amysockswithamission.org